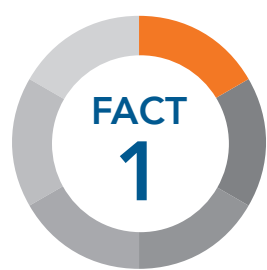


ABIM DISTRICT BUDGET FY 2024/25



BUDGET FY 2024/25


The total budget for Abim district for FY2024/25 is **36,164,263,000** representing a **38.2%** increase.

Table 1: Abim District Budget FY2024/25

Budget Allocations	FY2023/24 (UGX, '000')	FY2024/25 (UGX, '000')	% Change
Total Wage Grant	14,820,258	14,791,450	-0.2
Total Non-Wage Recurrent Grant	3,940,556	7,860,203	99.5
Total Development Grants	3,342,056	9,095,633	172.1568101
External Financing	4,072,396	4,416,977	8.5
Total District Budget	26,175,266	36,164,263	38.2

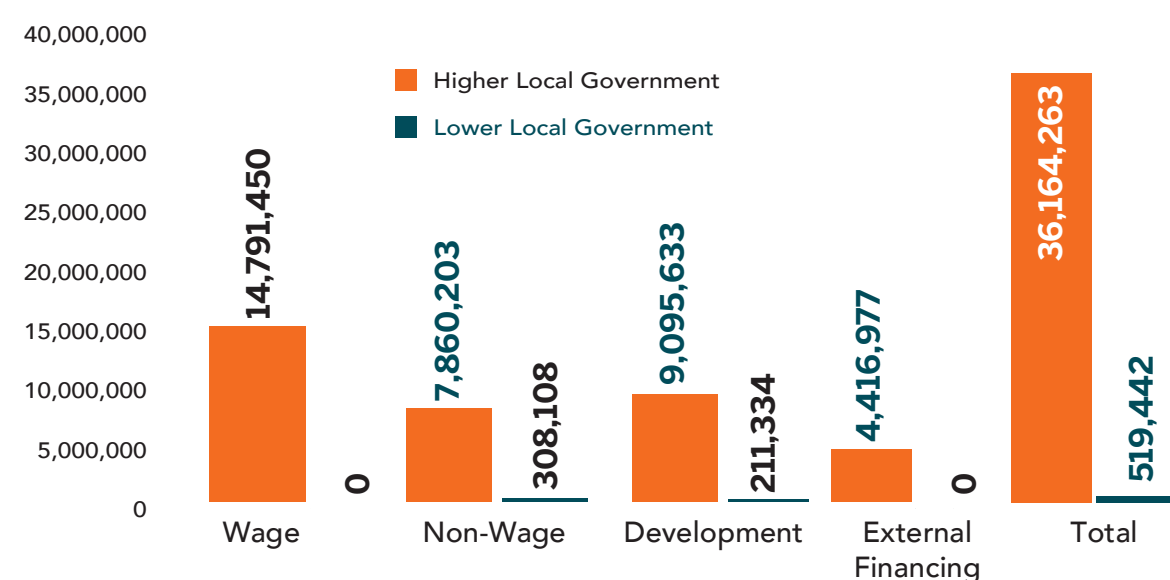
Source: LG Approved Budgets FY2024/25

As indicated in Table 1 non-wage recurrent grant will have the highest budget increases of **99.5%** between FY2023/24 and FY2024/25.




SHARES HIGHER AND LOWER LOCAL GOVERNMENT

Figure 1: Allocations at the district level




Source: LG Approved Budgets FY2024/25



FINANCING SOURCES FY2024/25

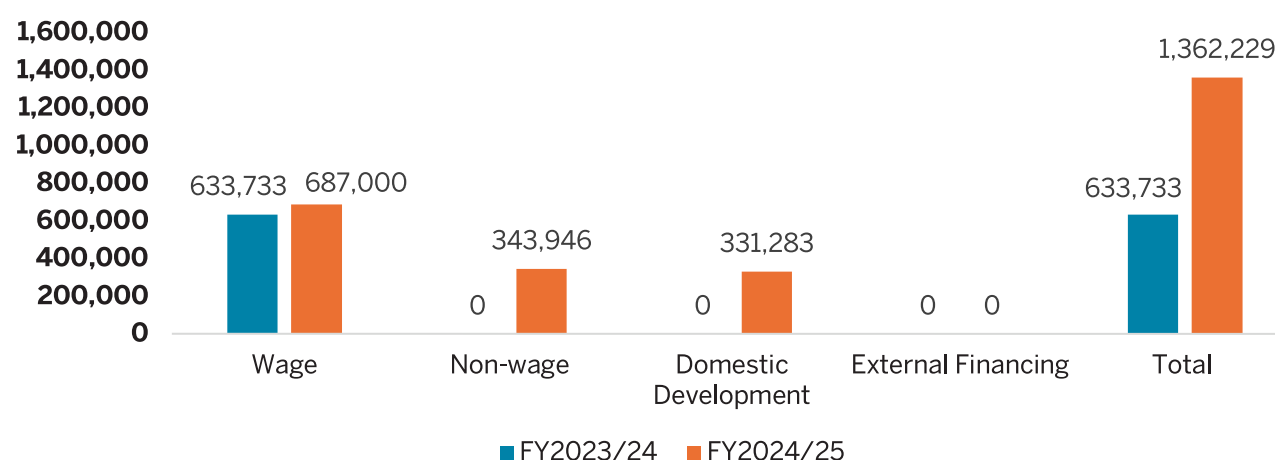
Funding Category	FY2023/24 (UGX, '000')	FY2024/25 (UGX, '000')
Local Raised Revenue	255,000	280,500
Discretionary Government Transfers	3,529,620	3,502,195
Conditional Government Transfers	18,536,253	28,121,415
Other Government Transfers	382,618	362,618
External Financing	4,072,396	4,416,977
Total	22,703,491	32,266,728

Source: LG Approved Budgets FY2024/25



SECTOR ALLOCATION FY2024/25

Production and Marketing



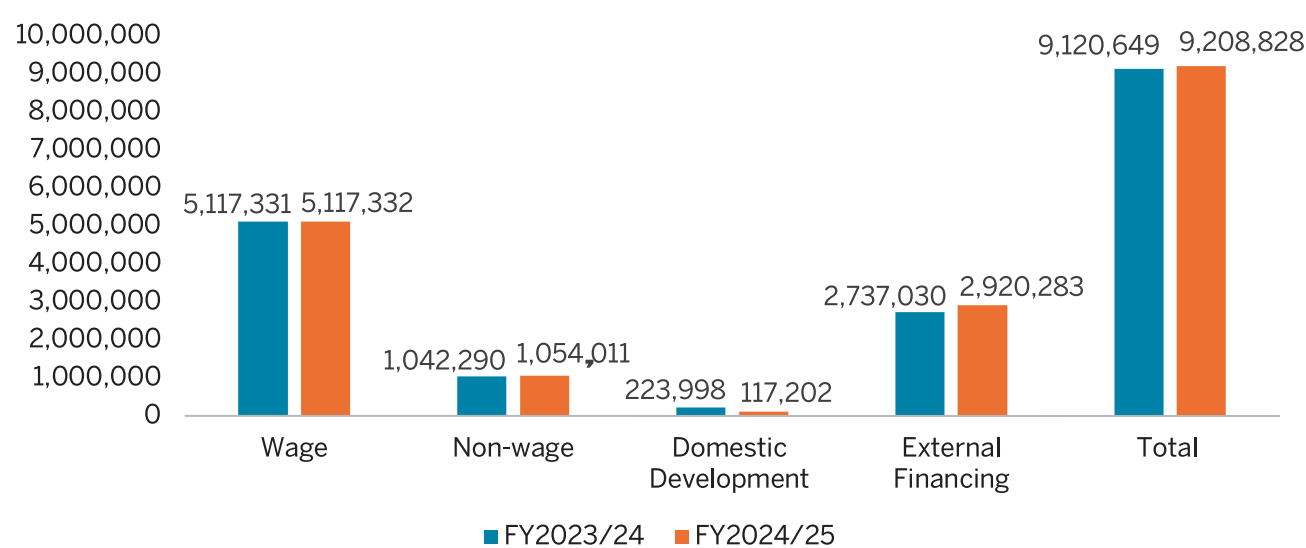
Key Budget Output Allocations FY2024/25

Parish Development Model Operations: UGX 158,441,000
Agricultural Value Chain Services: UGX 50,000,000
Extension services: UGX 135,506,000

Source: LG Approved Budgets FY2024/25



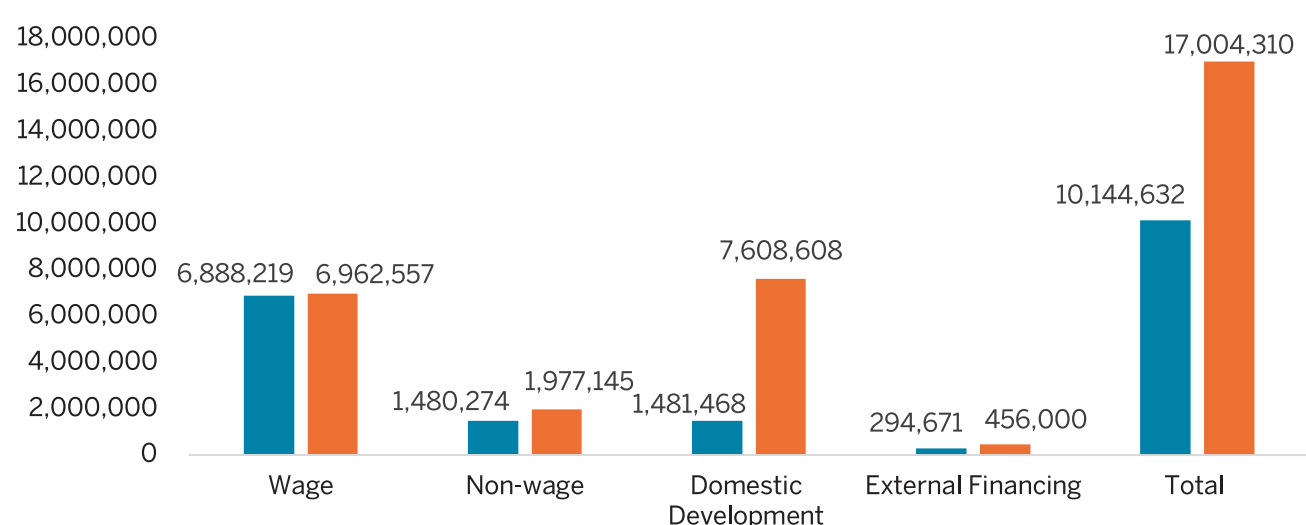
Health



Source: LG Approved Budgets FY2024/25



Education



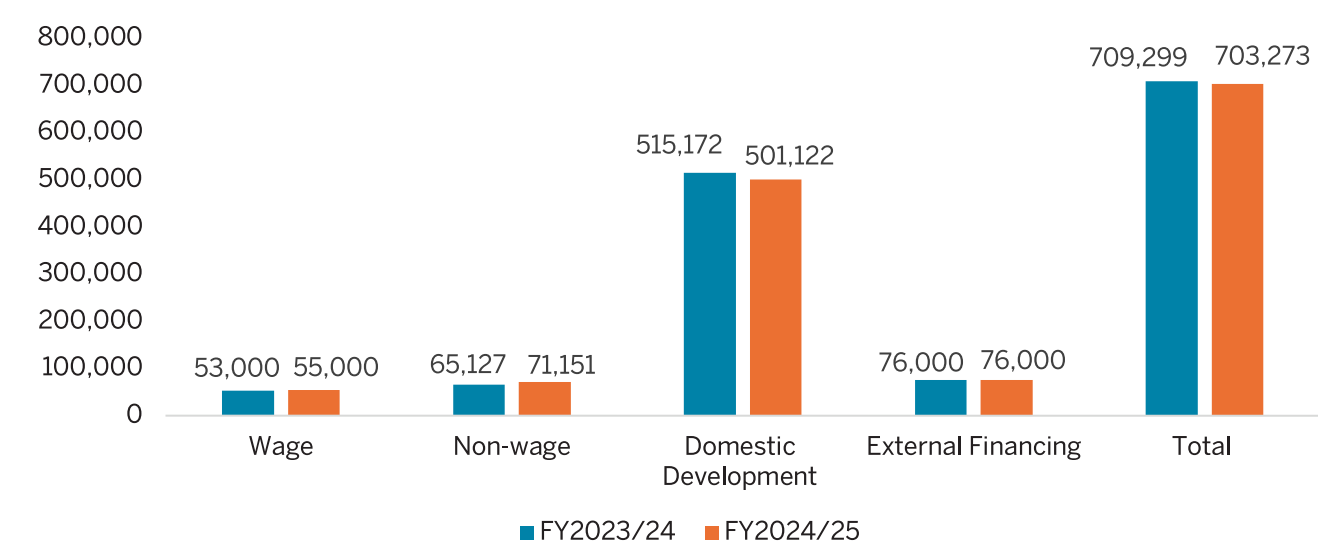
Key Education Programme Allocation

UGX 3,000,000 Special Needs Education
UGX 3,000,000 Inspection and Monitoring
UGX 490,928,000 Secondary Capitation Grant
UGX 757,569,000 Primary Capitation Grant (Non-wage)


Source: LG Approved Budgets FY2024/25



Water



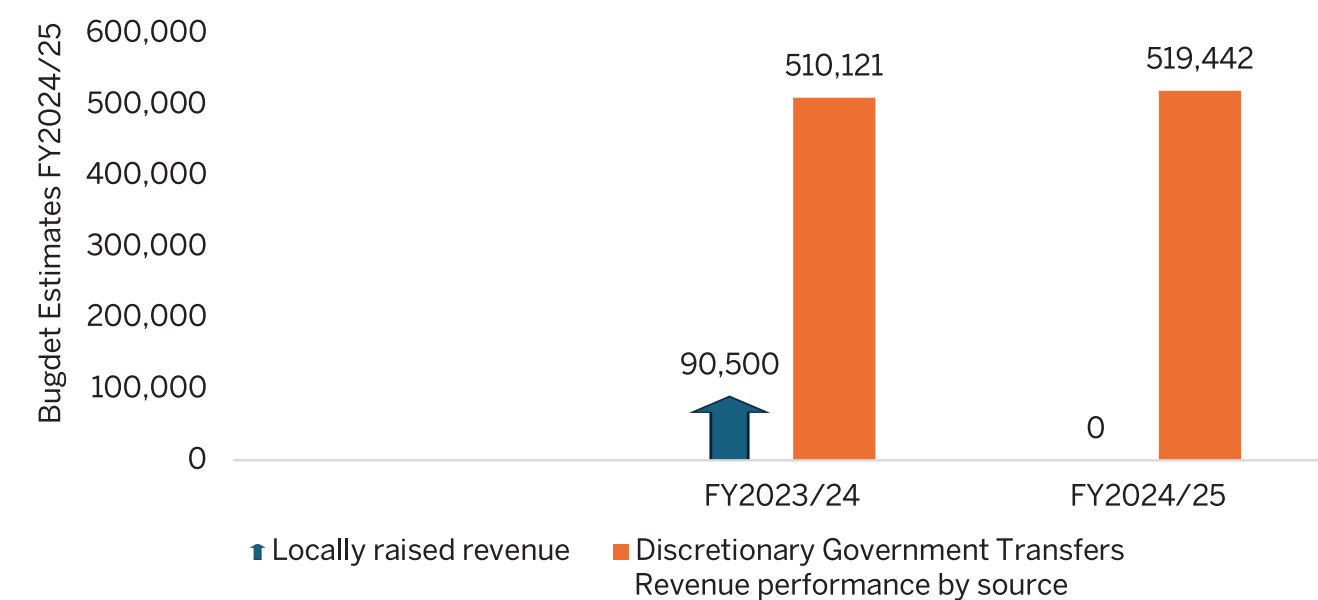
Source: LG Approved Budgets FY2024/25




LOWER LOCAL GOVERNMENTS (LLGS) BUDGET FY2024/25

Abim Lower Local Governments budget did not collect any money compared to the **UGX 90m** in FY2023/24. Locally raised revenue contributed **0%** of the overall budget for Abim district.

Figure 2: Budget financing by source



Source: LG Approved Budgets FY2024/25



ALLOCATION TO KEY BUDGET OUTPUTS BY SUB-COUNTY

Sub-county	Primary Health Care-Non-wage (UGX, '000')	Capitation Grant-Primary School - Non-wage (UGX, '000')
Lotukei Subcounty	17,332	-
Morulem Subcounty	69,326	45,576
Nyakwae Subcounty	67,968	-
Abim Subcounty	27,264	71,491
Magamaga Subcounty	17,332	70,570
Awach Subcounty	17,332	62,630
Alerek Town Council	23,796	19,941
Kiru Town Council	17,332	-
Morulem Town Council	55,337	-
Orwamuge Town Council	107,270	-
Atunga	17,332	-

Source: LG Approved Budgets FY2024/25

